

Important Information

Please read before you order

PLAN AHEAD. Decorative Concrete uses speciality ingredients. Please notify us of your total job requirements and allow a minimum of two working days notice from the date the order is placed with BORAL. Check weather forecasts in advance, it is vital to the quality of the concrete that it is not exposed to rain, hail, strong winds, debris or very hot or humid conditions during the placing/setting process.

USE A PROFESSIONAL. Decorative Concrete products require greater attention and/or measures when placing and finishing beyond that of regular concrete. Please consult a BSA Approved Concreter about the requirements specific to your project. We recommend the use of joints to reduce the chances of cracking. BORAL will not be held accountable for poor placement practices.

DOUBLE CHECK. When the product is delivered and before it is placed, you must check that the description and the product are to your satisfaction and carefully read the information on the delivery docket. Ask the delivery driver to wash off a sample for your inspection. Be sure to wear protective clothing and glasses when handling concrete.

PUMPING. Decorative Concrete products are available in "pump" mixes. These mixes contain less stone and more sand than the regular mixes pictured, please consider the effect this will have on your project prior to ordering the mix. May not suit all pump designs or applications.

NO ADDITIONAL WATER. Your concrete will be designed for a specific water ratio or "slump" as prescribed on the delivery docket. Adding water beyond the prescribed slump may make it easier to work with, however it will also cause a loss of strength and lead to cracking, bleeding and/or dusting issues (pictured below).

PROTECTION. Always use quality concrete sealing, finishing or exposing agents. Sealing your project will improve the appearance, protect against weathering and extend the life of your concrete.

CONCRETE BURNS. Cement based products such as concrete have corrosive properties that may be harmful to the skin or eyes. Please wear appropriate Personal Protective Equipment at all times when handling cement products.

ENVIRONMENT. Cement based products such as concrete can cause lasting damage to the surrounding environment if not properly controlled. Please ensure you or your concreter contains any concrete material and properly disposes of the waste. Consult your local council for more information or advice.

NATURAL PRODUCTS CAN VARY. The aggregates and other materials used in decorative concrete originate from natural quarry products that vary in appearance over time. The illustrations and/or samples pictured are intended as a guide only and not an exact representation of the finished product. Material may contain traces of iron found in rock quarries which could stain the concrete (pictured below).



Cracking

Rust Stain

Professional Finishing Options

Ask your BSA Approved Concreter

boralstone™

HIGH POLISH. Degrees of grinding, buffing and sealing to create a semi to ultra smooth finish. Mirror like finishes are possible depending on your needs and budget. Please note polished floors can be slippery and are not recommended for outdoor areas.

BURNISHED. Similar to the "Neutral" and "Charcoal" pictured, burnish finish means a polish that exposes only the tips of the stone give a speckled appearance.

COURSE CUT. Recommended for outdoor applications that may require greater slip resistance than polished finishes. Course Cut offers a similar look to polish but with a raw, render like texture.

colori

BROOM, COVING TROWEL, SPONGE and INPRINTS. Innovative and economical method to create various textures, lines, patterns, shapes and other effects into the concrete surface.

SAND BLASTING. Removing the top layer of concrete to create a rough, sandy look or expose stones in sections and patterns (pictured below). Please note that the COLORI range does not include coloured stones.


SAW CUTS and GROOVES. Create tiled effects, lines and shapes using a saw or hand tool.

SURFACE SEEDING. Adding small amounts of stones, pebbles, rock salts, etc into the surface by hand before the concrete sets. Rock salt dissolves when washed to create indents (pictured below).

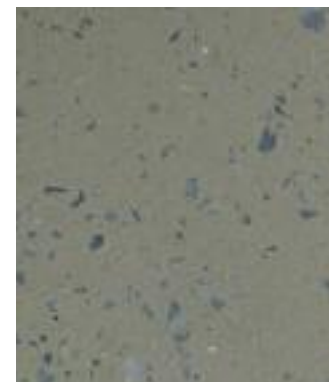
exposé

LIGHT EXPOSURE. Taking 1-2mm off the surface after placing to reveals less stone and creates a non-abrasive surface. Great for footpaths or outdoor areas.

HEAVY EXPOSURE. Taking 3-5mm off the surface after placing reveals more stone for a more course surface. Great for driveways or areas requiring more grip. Please note that over exposure may cause stones to separate from the surface.



Rock Salt Finish

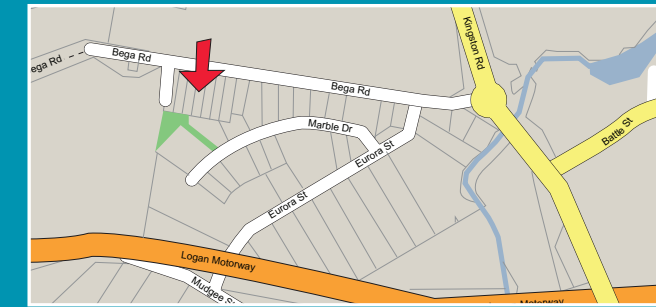


Sand Blast Finish

decorative concrete display centres

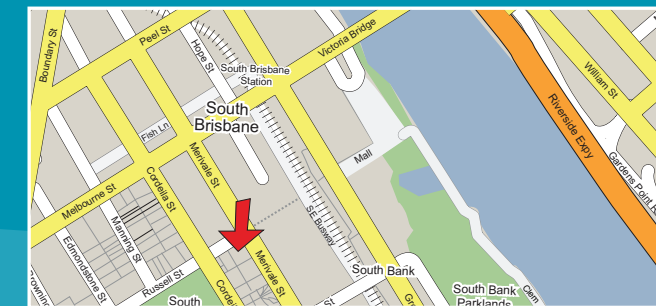
McGinns Concrete Showroom

54 Bega Rd, Kingston, QLD



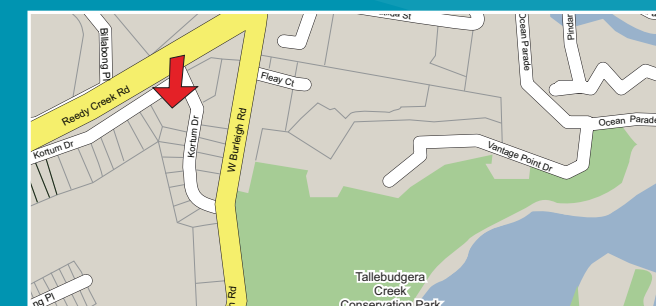
Brisbane Home Ideas Centre

66 Merivale St, South Brisbane, QLD



Gold Coast Home Renovations Centre

20 Kortum Dr, Burleigh Heads, QLD



Boral Customer Service Centre

1300 30 59 80

To place an order or make an enquiry,
6am to 5pm Monday to Friday, 6am to 12am Saturdays

http://www.boral.com.au/HG/products/concrete.asp?AUD=homeGarden_Concrete

Follow the links for more information or email us with your question.

Visit www.boral.com.au for other Boral products including; Timber, Roofing, Pavers, Tiles, Bricks, Plasterboard, Windows and more.

colori

exposé

boralstone™
POLISHED CONCRETE

BORAL
POLISHED CONCRETE

This Brochure and the products within are current as of 1/04/08 for the Queensland Brisbane Metro Region. The availability of products in the Gold Coast, Sunshine Coast and Western Regions may differ from those within this Brochure. Boral reserves the right to alter, remove or replace these products without giving notice. Please contact Boral Concrete on 1300 30 59 80 for information on current products

colori

exposé

boralstone™
POLISHED CONCRETE

decorative concrete selection

South East Queensland's
premium range of exposed,
coloured and polished concrete



creatingbetterliving


BORAL
POLISHED CONCRETE

Neutral




Understated, natural concrete base, dark stone with burnished finish.

Snowdrift




Elegant, soft grey base with off-white stones.

Summer Days



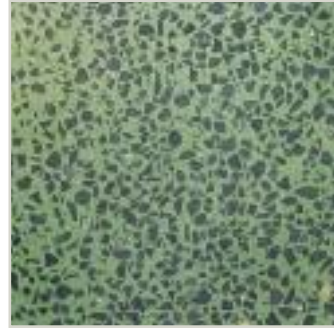
Coastal, shades white and gold set in a neutral base.

Domino



Contrasting, grey base with an assortment of black and off-white stones.

Jade




Bold, peppermint concrete with dark stone.

Outback Dusk



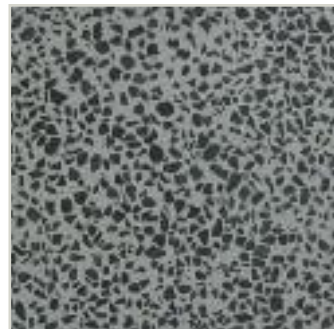
Australian, orange base surrounding natural dark stones.

Earth




Modern contemporary, brown base surrounding dark stones.

Milkyway




Classic, grey base with a dark stone.

Ebonite



Rich, charcoal base, dark stone in a deeper polish.

Charcoal



Depth, matt black base, dark stone in a burnished finish.

Please note: PROTECTION. Always use quality concrete sealing, finishing or exposing agents. Sealing your project will improve the appearance, protect against weathering, and extend the life of your concrete.

Terracotta



Tuscany, clay tone.

Cherry



Unique, rich red.

Shiraz



Wine, deep grape.

Burnt Orange



Outback, bright orange.

Lemon



Retro, strong yellow.

Burly wood




Sandy, rich brown.

Sunstone



Calming, light brown.

Orange cream



Autumn, creamy orange.

Camel



Earthy, bold brown.

Carob



Chocolate, warm brown.

Latte



Divine, creamy tone.

Pistachio



Understated, hint of green.

Olive



Different, green brown.

Rivergum



Rainforest, natural tone.

Silver



Brilliant, bright silver.

Mushroom



Contemporary, deep brown.

Stone



Natural, rocky tone.

Ash



Understated, soft grey.

Cool grey



Popular, charcoal tone.


Indian Ink



Rich, dark tone.

Please note: The colour end-result is subject to variation due to environmental factors and raw material changes. Therefore, the ability to achieve an exact colour match is limited. The colours featured act as a guide only.

Multigrain



Raw, matrix of colours on a grey base.

Summer Gold




Sunkist, golden stones on a grey base.

Fusion




Dynamic, gold and mixed stones on a grey base.

River Red




Deep, red/brown stones on a grey base.

Winter Red




Conservative, red/brown/off-white stones on a grey base.

Salt and Pepper



Classic, off-white/dark stone on a grey base.

Silver Frost



Highlight, off-white stones on a silver base.

Heritage style



Traditional, matrix of colour on a red base.

Ocean Floor



Soft, mixture of dark and off-white stones on a grey base.

Bronze Star



Warm, gold and off-white stones on an orange base.

Country Stone



Rural, red/brown stones on an earthy base.

Shale Beach




Mellow, matrix of colour on a yellow base.

Nightfire




Rich, matrix of colour on a dark base.

Bushfire



Different, dark/red/brown stones on a grey base.

Gemstone



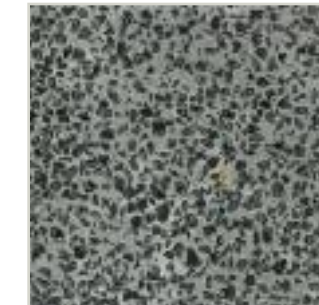
Complex, red/brown/dark stones on a dark base.

Stone Moss




Natural, dark stones on a dark green base.

Midnight



Contrast, dark stones on a grey base.

Black Night



Gothic, dark stones on a black base.

Please note: NATURAL PRODUCTS CAN VARY. The aggregates and other materials used in decorative concrete originate from natural quarry products that vary in appearance over time. The illustrations and/or samples pictured are intended as a guide only and not an exact representation of the finished product. Material may contain traces of iron found in rock quarries which could stain the concrete.

Due to constraints on availability of stone, River Red, Winter Red, Country Stone, and Gemstone are not available on the Gold Coast.